

Interstate Medical Licensure Compact

Helping Physicians Since 2017

imlcc.org

NEW LICENSE VOLUME


DATA REPORT
September 15, 2023

Initial Licenses Reported As Issued -

Data source is the Federation of State Medical Board (FSMB) Physician Data Center

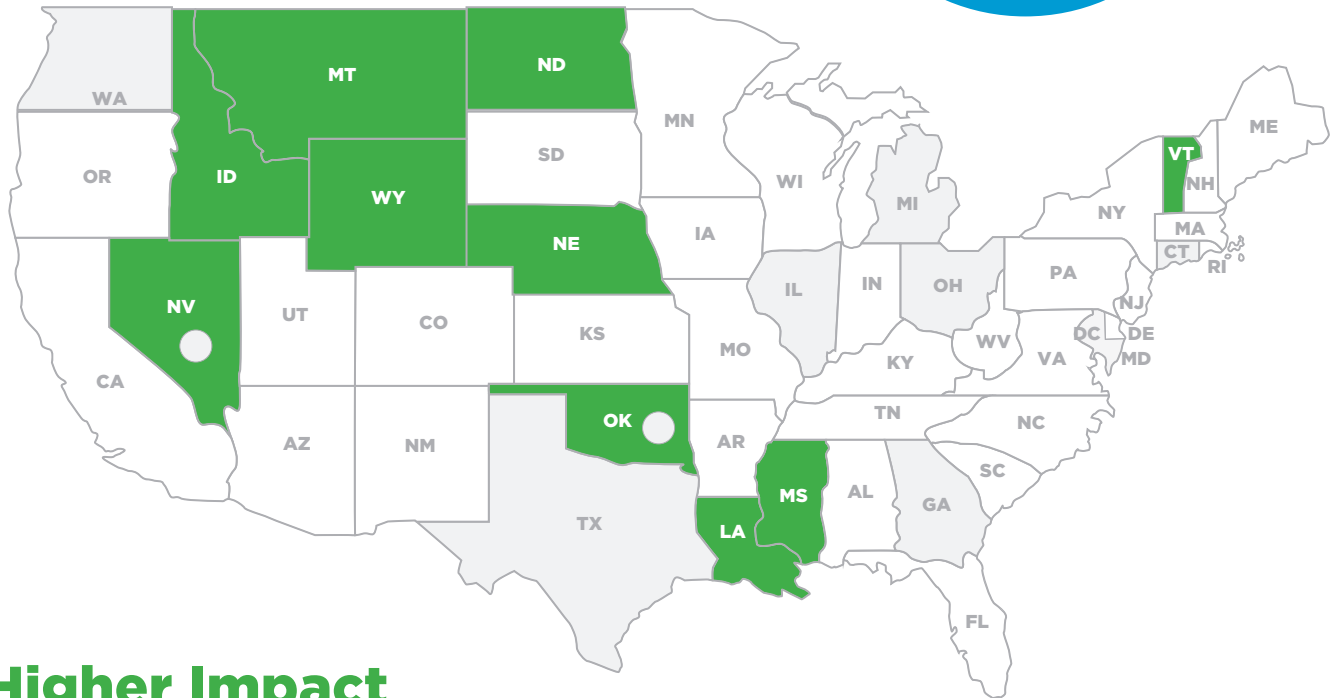
Initial Licenses Via The IMLCC Pathway -

Data source is the Interstate Medical Licensure Compact Commission's iStarsII System



**2022
DATA**

31%
OF INITIAL LICENSES
REPORTED WERE
ISSUED VIA THE
IMLCC PATHWAY



Higher Impact

MT	LA	ND	WY	MS	NV	OK MD	VT DO	ID	NE
70%	69%	61%	49%	48%	47%	47%	46%	46%	44%

Lower Impact

GA	NV DO	OK DO	IL	WA DO	MD	MI DO	TX	OH	CT
24%	24%	21%	21%	21%	20%	18%	18%	10%	3%

Counts from the Guam Board of Medical Examiners and South Dakota Board of Medical & Osteopathic Examiners are missing as these boards do not provide the data to the FSMB Physician Data Center.

Please contact the IMLCC Executive Director at imlccexecutivedirector@imlcc.net with questions.

STATE BOARD

2022 Data

		Initial licenses reported as issued - Total	Initial licenses via the IMLCC Pathway	Percentage of initial licenses via the IMLCC Pathway
Alabama State Board of Medical Examiners	AL	2,255	725	32%
Arizona Board of Osteopathic Examiners in Medicine & Surgery	AZ DO	547	142	26%
Arizona Medical Board	AZ	2,915	936	32%
Colorado Medical Board	CO	3,515	900	26%
Connecticut Medical Examining Board	CT	3,166	86	3%
Delaware Board of Medical Lincensure and Discipline	DE	1,400	490	35%
Georgia Composite Medical Board	GA	3,436	811	24%
Guam Board of Medical Examiners	GU	0	86	0%
Idaho State Board of Medicine	ID	1,635	755	46%
Illinois Department of Financial and Professional Regulation	IL	4,218	887	21%
Iowa Board of Medicine	IA	1,668	640	38%
Kansas State Board of Healing Arts	KS	1,459	528	36%
Kentucky Board of Medical Licensure	KY	2,289	723	32%
Louisiana State Board of Medical Eaminers	LA	1,225	840	69%
Maine Board of Licensure in Medicine	ME	1,011	353	35%
Maine Board of Osteopathic Lincensure	ME DO	191	82	43%
Maryland Board of Physicians	MD	2,876	564	20%
Michigan Board of Medicine	MI	2,232	638	29%
Michigan Board of Osteopathic Medicine and Surgery	MI DO	556	102	18%
Minnesota Board of Medical Practice	MN	2,547	749	29%
Mississippi State Board of Medical Lincensure	MS	1,336	641	48%
Montana Board of Medical Examiners	MT	1,053	734	70%
Nebraska Board of Medicine and Surgery	NE	1,201	528	44%
Nevada State Board of Medical Examiners	NV	1,431	678	47%
Nevada State Board of Osteopathic Medicine	NV DO	293	69	24%
New Hampshire Board of Medicine	NH	1,230	460	37%
North Dakota Board of Medicine	ND	957	583	61%
Oklahoma Board of Osteopathic Examiners	OK DO	378	81	21%
Oklahoma State Board of Medical Licensure & Supervision	OK MD	1,608	749	47%
South Dakota Board of Medical & Osteopathic Examiners	SD DO	0	467	0%
State Medical Board of Ohio	OH	3,831	380	10%
Tennessee Board of Medical Examiners	TN	2,287	798	35%
Tennessee Board of Osteopathic Examiners	TN DO	405	145	36%
Texas Medical Board	TX	6,691	1,191	18%
Utah Osteopathic Physician and Surgeons Lincensing Board	UT DO	280	93	33%
Utah Physicians Licensing Board	UT MD	1,389	493	35%
Vermont Board of Medical Practice	VT	951	411	43%
Vermont Board of Osteopathic Physicians and Surgeons	VT DO	145	67	46%
Washington Board of Osteopathic Medicine and Surgery	WA DO	488	102	21%
Washington Medical Commission	WA MD	2,220	717	32%
West Virginia Board of Medicine	WV MD	1,084	453	42%
West Virginia Board of Osteopathy	WV DO	194	63	32%
Wisconsin Medical Examining Board	WI	2,758	1,057	38%
Wyoming Board of Medicine	WY	1,188	580	49%

IMLCC Member Boards


72,539

22,577

31%

All Boards

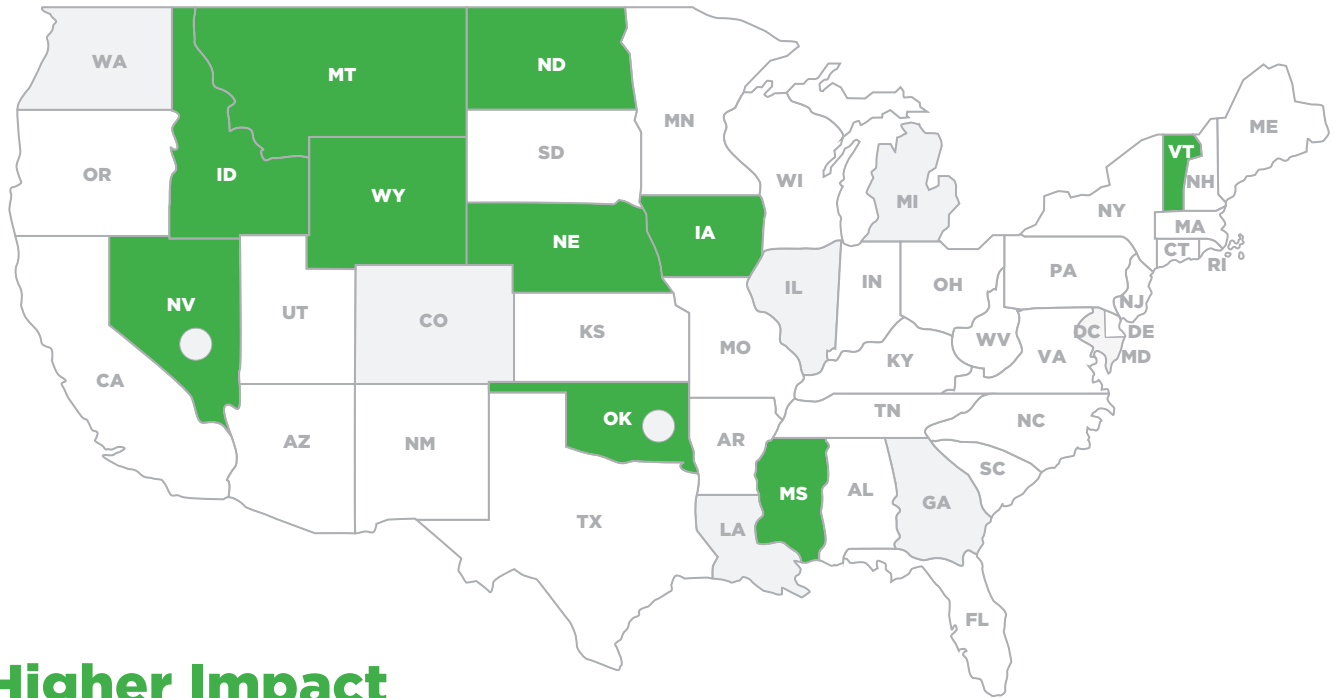
129,956



**2021
DATA**

19%

OF INITIAL LICENSES
REPORTED WERE
ISSUED VIA THE
IMLCC PATHWAY



Higher Impact

VT	MT	ND	WY	NV	ID	OK	MS	IA
63%	56%	55%	45%	39%	35%	32%	29%	29%

Lower Impact

MI	CO	LA	GA	WA	MD	VA	IL	MI DO
17%	17%	16%	16%	15%	14%	14%	13%	11%

Counts from the Guam Board of Medical Examiners and South Dakota Board of Medical & Osteopathic Examiners are missing as these boards do not provide the data to the FSMB Physician Data Center.

Please contact the IMLCC Executive Director at imlccexecutivedirector@imlcc.net with questions.

STATE BOARD

2021 Data

		Initial licenses reported as issued - Total	Initial licenses via the IMLCC Pathway	Percentage of initial licenses via the IMLCC Pathway
Alabama State Board of Medical Examiners	AL	1,934	439	23%
Arizona Board of Osteopathic Examiners in Medicine & Surgery	AZ DO	449	82	18%
Arizona Medical Board	AZ	2,318	545	24%
Colorado Medical Board	CO	2,868	475	17%
Connecticut Medical Examining Board	CT	2,669	0	0%
Delaware Board of Medical Lincisure and Discipline	DE	676	0	0%
Georgia Composite Medical Board	GA	3,433	539	16%
Guam Board of Medical Examiners	GU	0	25	0%
Idaho State Board of Medicine	ID	1,395	491	35%
Illinois Department of Financial and Professional Regulation	IL	4,005	520	13%
Iowa Board of Medicine	IA	1,485	429	29%
Kansas State Board of Healing Arts	KS	1,395	391	28%
Kentucky Board of Medical Licensure	KY	2,484	449	18%
Louisiana State Board of Medical Eaminers	LA	1,397	220	16%
Maine Board of Licensure in Medicine	ME	937	233	25%
Maine Board of Osteopathic Lincisure	ME DO	134	33	25%
Maryland Board of Physicians	MD	2,302	321	14%
Michigan Board of Medicine	MI	2,121	359	17%
Michigan Board of Osteopathic Medicine and Surgery	MI DO	578	61	11%
Minnesota Board of Medical Practice	MN	2,269	504	22%
Mississippi State Board of Medical Lincisure	MS	1,301	379	29%
Montana Board of Medical Examiners	MT	867	483	56%
Nebraska Board of Medicine and Surgery	NE	1,229	371	30%
Nevada State Board of Medical Examiners	NV	1,122	443	39%
Nevada State Board of Osteopathic Medicine	NV DO	277	54	19%
New Hampshire Board of Medicine	NH	1,203	278	23%
North Dakota Board of Medicine	ND	740	405	55%
Oklahoma Board of Osteopathic Examiners	OK DO	332	44	13%
Oklahoma State Board of Medical Licensure & Supervision	OK MD	988	319	32%
South Dakota Board of Medical & Osteopathic Examiners	SD DO	0	244	0%
State Medical Board of Ohio	OH	3,627	0	0%
Tennessee Board of Medical Examiners	TN	2,108	466	22%
Tennessee Board of Osteopathic Examiners	TN DO	371	72	19%
Texas Medical Board	TX	5,522	0	0%
Utah Osteopathic Physician and Surgeons Lincensing Board	UT DO	258	56	22%
Utah Physicians Lincensing Board	UT MD	1,179	272	23%
Vermont Board of Medical Practice	VT	331	210	63%
Vermont Board of Osteopathic Physicians and Surgeons	VT DO	99	28	28%
Washington Board of Osteopathic Medicine and Surgery	WA DO	443	60	14%
Washington Medical Commission	WA MD	2,248	332	15%
West Virginia Board of Medicine	WV MD	840	236	28%
West Virginia Board of Osteopathy	WV DO	172	36	21%
Wisconsin Medical Examining Board	WI	2,565	625	24%
Wyoming Board of Medicine	WY	847	382	45%

IMLCC Member Boards


63,518

11,911

19%

All Boards

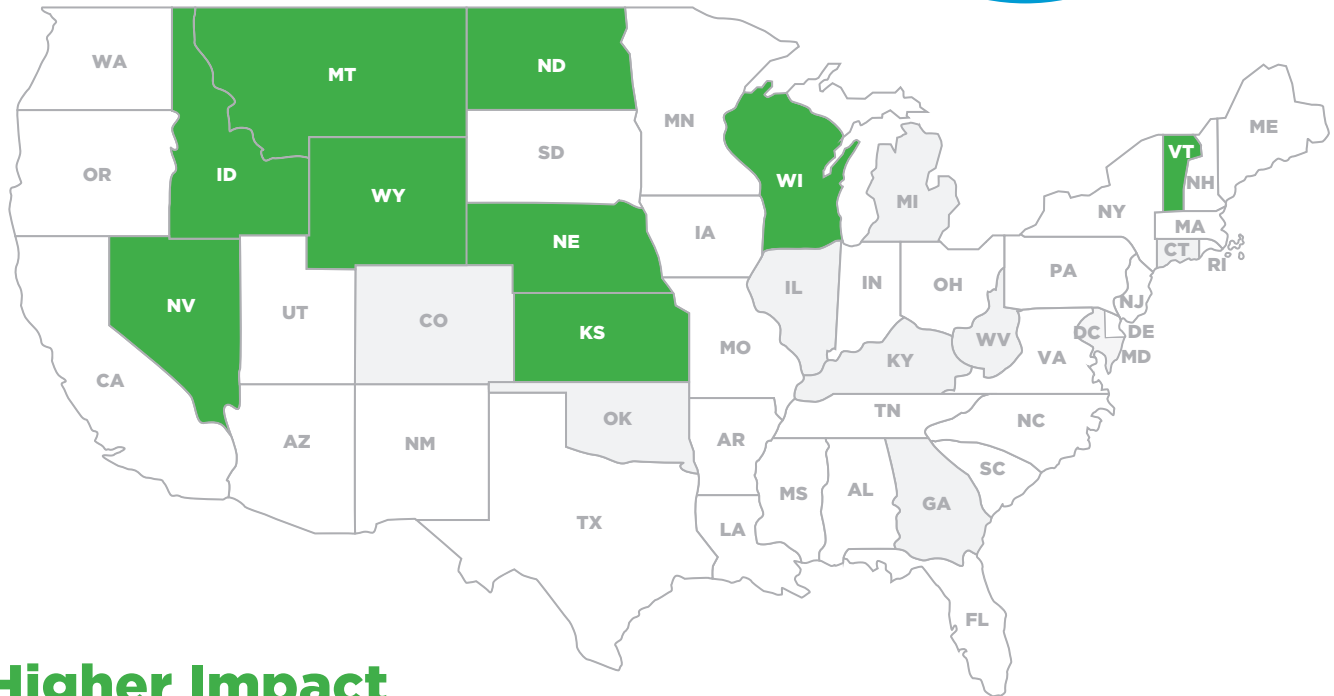
112,994



2020
DATA

15%

OF INITIAL LICENSES
REPORTED WERE
ISSUED VIA THE
IMLCC PATHWAY



Higher Impact

VT	ND	WY	MT	ID	NV	VT DO	WI	NE	KS
46%	43%	43%	41%	39%	37%	32%	26%	25%	24%

Lower Impact

CO	MI	MD	IL	WV DO	GA	OK MD	MI MD	OK DO	KY
15%	13%	11%	11%	11%	10%	8%	7%	7%	3%

Counts from the Guam Board of Medical Examiners and South Dakota Board of Medical & Osteopathic Examiners are missing as these boards do not provide the data to the FSMB Physician Data Center.

Please contact the IMLCC Executive Director at imlccexecutivedirector@imlcc.net with questions.

STATE BOARD

2020 Data

		Initial licenses reported as issued - Total	Initial licenses via the IMLCC Pathway	Percentage of initial licenses via the IMLCC Pathway
Alabama State Board of Medical Examiners	AL	1,646	375	23%
Arizona Board of Osteopathic Examiners in Medicine & Surgery	AZ DO	478	81	17%
Arizona Medical Board	AZ	1,999	368	18%
Colorado Medical Board	CO	2,714	400	15%
Connecticut Medical Examining Board	CT	2,372	0	0%
Delaware Board of Medical Lincisure and Discipline	DE	552	0	0%
Georgia Composite Medical Board	GA	2,931	286	10%
Guam Board of Medical Examiners	GU	0	19	0%
Idaho State Board of Medicine	ID	1,123	440	39%
Illinois Department of Financial and Professional Regulation	IL	3,656	401	11%
Iowa Board of Medicine	IA	1,397	308	22%
Kansas State Board of Healing Arts	KS	1,184	288	24%
Kentucky Board of Medical Licensure	KY	2,190	75	3%
Louisiana State Board of Medical Eaminers	LA	1,338	0	0%
Maine Board of Licensure in Medicine	ME	732	162	22%
Maine Board of Osteopathic Lincisure	ME DO	168	32	19%
Maryland Board of Physicians	MD	1,995	223	11%
Michigan Board of Medicine	MI	2,038	264	13%
Michigan Board of Osteopathic Medicine and Surgery	MI DO	589	41	7%
Minnesota Board of Medical Practice	MN	2,101	454	22%
Mississippi State Board of Medical Lincisure	MS	1,180	255	22%
Montana Board of Medical Examiners	MT	761	310	41%
Nebraska Board of Medicine and Surgery	NE	1,092	277	25%
Nevada State Board of Medical Examiners	NV	1,173	429	37%
Nevada State Board of Osteopathic Medicine	NV DO	228	47	21%
New Hampshire Board of Medicine	NH	880	194	22%
North Dakota Board of Medicine	ND	777	335	43%
Oklahoma Board of Osteopathic Examiners	OK DO	384	26	7%
Oklahoma State Board of Medical Licensure & Supervision	OK MD	1,798	140	8%
South Dakota Board of Medical & Osteopathic Examiners	SD DO	0	219	0%
State Medical Board of Ohio	OH	3,385	0	0%
Tennessee Board of Medical Examiners	TN	1,781	294	17%
Tennessee Board of Osteopathic Examiners	TN DO	299	58	19%
Texas Medical Board	TX	4,736	0	0%
Utah Osteopathic Physician and Surgeons Lincensing Board	UT DO	176	42	24%
Utah Physicians Lincensing Board	UT MD	1,051	221	21%
Vermont Board of Medical Practice	VT	301	137	46%
Vermont Board of Osteopathic Physicians and Surgeons	VT DO	63	20	32%
Washington Board of Osteopathic Medicine and Surgery	WA DO	351	55	16%
Washington Medical Commission	WA MD	1,965	340	17%
West Virginia Board of Medicine	WV MD	697	152	22%
West Virginia Board of Osteopathy	WV DO	119	13	11%
Wisconsin Medical Examining Board	WI	2,124	551	26%
Wyoming Board of Medicine	WY	725	310	43%

IMLCC Member Boards


57,249

8,642

15%

All Boards

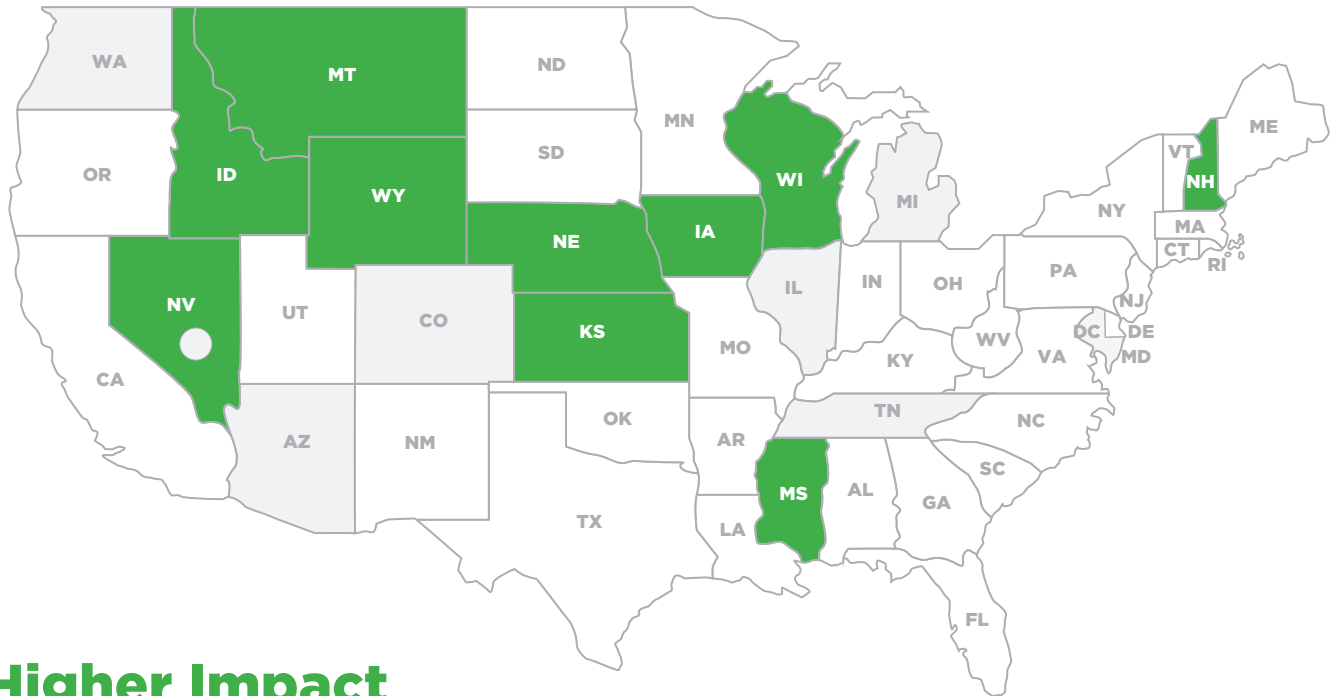
102,029



**2019
DATA**

10%

OF INITIAL LICENSES
REPORTED WERE
ISSUED VIA THE
IMLCC PATHWAY



Higher Impact

WY	ID	NV	MT	IA	KS	MS	WI	NE	NH
34%	28%	27%	23%	22%	20%	19%	18%	18%	17%

Lower Impact

NV DO	CO	WA DO	TN	IL	AZ DO	TN DO	MD	MI	MI DO
13%	12%	11%	11%	10%	10%	9%	4%	1%	1%

Counts from the Guam Board of Medical Examiners and South Dakota Board of Medical & Osteopathic Examiners are missing as these boards do not provide the data to the FSMB Physician Data Center.

Please contact the IMLCC Executive Director at imlccexecutivedirector@imlcc.net with questions.

STATE BOARD

2019 Data

		Initial licenses reported as issued - Total	Initial licenses via the IMLCC Pathway	Percentage of initial licenses via the IMLCC Pathway
Alabama State Board of Medical Examiners	AL	1,394	194	14%
Arizona Board of Osteopathic Examiners in Medicine & Surgery	AZ DO	397	38	10%
Arizona Medical Board	AZ	1,951	274	14%
Colorado Medical Board	CO	2,487	308	12%
Connecticut Medical Examining Board	CT	2,326	0	0%
Delaware Board of Medical Lincensure and Discipline	DE	560	0	0%
Georgia Composite Medical Board	GA	2,683	0	0%
Guam Board of Medical Examiners	GU	0	0	0%
Idaho State Board of Medicine	ID	878	242	28%
Illinois Department of Financial and Professional Regulation	IL	3,434	339	10%
Iowa Board of Medicine	IA	1,197	261	22%
Kansas State Board of Healing Arts	KS	990	196	20%
Kentucky Board of Medical Licensure	KY	1,481	1	0%
Louisiana State Board of Medical Examiners	LA	1,213	0	0%
Maine Board of Licensure in Medicine	ME	733	111	15%
Maine Board of Osteopathic Licensure	ME DO	101	15	15%
Maryland Board of Physicians	MD	2,045	92	4%
Michigan Board of Medicine	MI	2,172	26	1%
Michigan Board of Osteopathic Medicine and Surgery	MI DO	547	5	1%
Minnesota Board of Medical Practice	MN	1,868	268	14%
Mississippi State Board of Medical Licensure	MS	847	165	19%
Montana Board of Medical Examiners	MT	956	219	23%
Nebraska Board of Medicine and Surgery	NE	1,087	194	18%
Nevada State Board of Medical Examiners	NV	957	259	27%
Nevada State Board of Osteopathic Medicine	NV DO	189	24	13%
New Hampshire Board of Medicine	NH	794	135	17%
North Dakota Board of Medicine	ND	661	94	14%
Oklahoma Board of Osteopathic Examiners	OK DO	113	0	0%
Oklahoma State Board of Medical Licensure & Supervision	OK MD	926	0	0%
South Dakota Board of Medical & Osteopathic Examiners	SD DO	0	166	0%
State Medical Board of Ohio	OH	3,173	0	0%
Tennessee Board of Medical Examiners	TN	1,787	190	11%
Tennessee Board of Osteopathic Examiners	TN DO	264	23	9%
Texas Medical Board	TX	4,819	0	0%
Utah Osteopathic Physician and Surgeons Licensing Board	UT DO	156	24	15%
Utah Physicians Licensing Board	UT MD	850	131	15%
Vermont Board of Medical Practice	VT	377	0	0%
Vermont Board of Osteopathic Physicians and Surgeons	VT DO	44	0	0%
Washington Board of Osteopathic Medicine and Surgery	WA DO	354	39	11%
Washington Medical Commission	WA MD	1,840	267	15%
West Virginia Board of Medicine	WV MD	724	113	16%
West Virginia Board of Osteopathy	WV DO	140	19	14%
Wisconsin Medical Examining Board	WI	1,965	363	18%
Wyoming Board of Medicine	WY	630	214	34%

IMLCC Member Boards

52,110

5,007

10%

All Boards

99,724



**Interstate
Medical Licensure
Compact**

www.imlcc.org